

IN

# Mini Tank

## CONDENSATE REMOVAL PUMP



The new and improved Mini Tank pump can be wall mounted, floor mounted, in-pan or suspended on M8 / M10 rod. Using piston technology this is a compact, powerful and multi functional tank pump.

- 35L/h max. flow
- 15m max. rec. head (flow rate 10L/h)

### KEY FEATURES

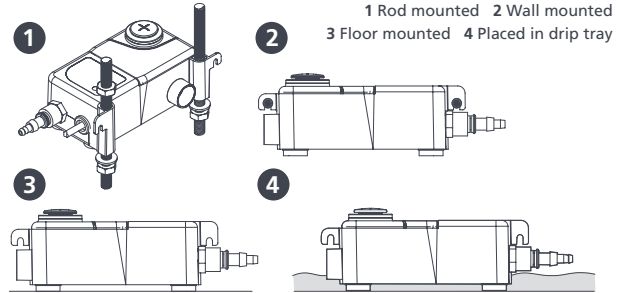
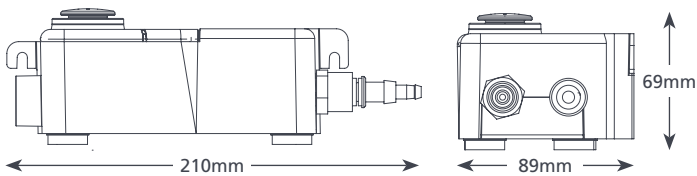
- Four ways to install
- Compact & discreet
- Can be located in drain pan
- Easy maintenance

### SUITABILITY

- Up to 46kW / 157,000Btu/h\*
  - Ducted units; Floor standing & chassis units; Cassette units
- ✓ Perfect for... Installation versatility

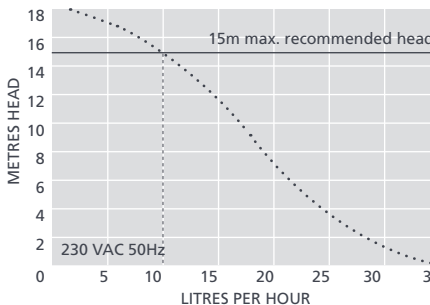


0.57 kg



MINI TANK @ 230V 50Hz	
Max. flow	35L/h @ 0 head
Max. rec. head	15m
Tank capacity	0.24L
dB(A) @ 1m	35
Power supply	230 VAC, 0.1A, 16W, 50/60Hz
Rated	Non continuous
Class	II appliance <input type="checkbox"/>
Max. unit output	46kW / 157,000Btu/h*
Max. water temp	40°C / 104°F
Inlets	x2 22mm, 12mm & 27mm
Outlets	6mm & 10mm
IP Protection	IP65
Safety switch	3.0A Normally closed
Thermal protection	✓
Fully potted	✓
Self priming	n/a

MINI TANK OPTIONS	
Mini Tank	FP1056/2/IND
* When high humidity, reduce duties by 20%	



IN THE BOX
Mini Tank pump (including hard wired 1.5m power cable) • x2 Rubber adaptors (21.5mm & 31mm) • Anti siphon device • Fixing kit • Install manual

- Download manual at [aspenpumps.com](http://aspenpumps.com)
- View install video at [aspenpumps.com](http://aspenpumps.com)

Information correct at time of going to press.